

Cambridge English Young Learners

Starters Movers Flyers

Sample papers

For exams from 2018



1 Volume
One



CAMBRIDGE ENGLISH
Language Assessment
Part of the University of Cambridge



2015

Contents

Starters

Listening	3
Marking Key	10
Tapescript	11
Reading & Writing	15
Marking Key	23
Speaking	24

Movers

Listening	27
Marking Key	36
Tapescript	37
Reading & Writing	41
Marking Key	56
Speaking	57

Flyers

Listening	61
Marking Key	69
Tapescript	70
Reading & Writing	75
Marking Key	89
Speaking	91

Introduction

Cambridge English: Young Learners is a series of fun, motivating English language tests for children in primary and lower secondary education. The tests are an excellent way for children to gain confidence and improve their English.

There are three levels:

- Cambridge English: Starters
- Cambridge English: Movers
- Cambridge English: Flyers

About these sample papers

These sample papers show you what the three tests look like. When children know what to expect in the test, they will feel more confident and prepared.

Listening sample tests

To download the Listening sample tests go to:

Cambridge English: Starters

www.cambridgeenglish.org/starters-audio-sample-v1-from-2018

Cambridge English: Movers


www.cambridgeenglish.org/movers-audio-sample-v1-from-2018

Cambridge English: Flyers

www.cambridgeenglish.org/flyers-audio-sample-v1-from-2018

For more information about the three levels of *Cambridge English: Young Learners* and for more sample papers go to:

www.cambridgeenglish.org/younglearners



Centre Number		Candidate Number	
---------------	--	------------------	--

Cambridge Young Learners English

Starters Listening



CAMBRIDGE ENGLISH
Language Assessment
Part of the University of Cambridge

There are 20 questions.

You will need coloured pens or pencils.

My name is:

Part 1

– 5 questions –

Listen and draw lines. There is one example.

Sue

Ann

Lucy

Nick



Pat

Jill

Dan

Part 2

– 5 questions –

Read the question. Listen and write a name or a number.

There are two examples.



Examples

What is the new girl's name?

..... Kim

How old is the new girl?

..... 8

Questions

1 What is Kim's family name?

2 Where does Kim live? inStreet

3 What number is Kim's house?

4 What is the name of Kim's horse?


5 How old is Kim's horse?

Part 3


– 5 questions –

Listen and tick (✓) the box. There is one example.


What animal has Alex got in his bedroom?



A



B




C


1 Which picture are May and Sam looking at?



A



B




C

2 What are Mrs Good's class doing this afternoon?



A




B




C


3 What is Mum's favourite fruit?



A



B




C

4 Which dog is Anna's?



A



B



C

5 What is Lucy wearing?



A



B




C

Part 4

- 5 questions -

Listen and colour. There is one example.



Starters Listening

Marking Key

- () = Acceptable extra words are placed in brackets
- / = A single slash is placed between acceptable alternative words within an answer
- // = A double slash is placed between acceptable alternative complete answers

Part 4 5 marks

- 1 Colour balloon in boy's hand - yellow
- 2 Colour balloon between boxes - pink
- 3 Colour balloon under table - green
- 4 Colour balloon on chair - brown
- 5 Colour balloon behind cat - orange

Part 1 5 marks

Lines should be drawn between:

- 1 Lucy girl behind tree
- 2 Jill girl feeding ducks
- 3 Dan boy with kite
- 4 Ann girl reading
- 5 Nick boy on bike

Part 2 5 marks

- 1 W-A-L-L
- 2 S-U-N
- 3 15/fifteen
- 4 T-I-G-E-R
- 5 7/seven

Part 3 5 marks

- 1 B
- 2 A
- 3 A
- 4 B
- 5 C

Starters Listening

Tapescript

R = rubric
F = Female adult
M = Male adult
Fch = Female child
Mch = Male child

R Hello. This is the Cambridge English Starters Listening sample test.

[MUSIC]

Look at Part 1.

Look at the picture.

Listen and look.

There is one example.

PAUSE 00'03"

Mch Here's a photo of me and my friends in the park, Miss Box.

F Oh yes! Who's that? The boy with the cats.

Mch His name's Pat. He's holding one cat in his arms! Pat loves animals.

F That's good.

PAUSE 00'03"

R Can you see the line? This is an example.

Now you listen and draw lines.

PAUSE 00'03"

[REPEAT FROM HERE]

R One

F There's a girl here, too. She's behind the pear tree!

Mch Yes. She's funny. Her name's Lucy.

F And what's Lucy doing behind that tree?

Mch Sorry! I don't know. Playing a game?

PAUSE 00'05"

R Two

Mch And there's Jill. She's got some bread in her hand.

F Is she giving it to the ducks?

Mch Yes! Jill loves ducks.

F Me too!

PAUSE 00'05"

R Three

F That's a great kite!

Mch Yes, that's Dan's kite.

F Is Dan the boy in the red T-shirt?

Mch Yes, that's right.

PAUSE 00'05"

R Four

F One person is reading. What's her name?

Mch The girl with the book?

F Yes.

Mch That's my friend Ann. Reading is Ann's favourite hobby.

PAUSE 00'05"

R Five

F And what's that boy's name? The boy on the bike.

Mch That's Nick. Nick's in my class at school.

F Oh! He's got a nice bike!

Mch I know! It's new. He loves it.

PAUSE 00'05"

R Now listen to Part 1 again.

PAUSE 00'03"

[REPEAT PART 1 WITH ONLY 00'03" PAUSES]

That is the end of Part 1.

PAUSE 00'05"

Part 2.

Look at the picture.

Listen and write a name or a number.

There are two examples.

PAUSE 00'03"

Fch Hello. I'm new in class.

M What's your name, please?

Fch Kim.

M Is that K-I-M?

Fch Yes. Kim.

PAUSE 00'03"

M How old are you, Kim?

Fch I'm 8 today.

M 8 today? Happy birthday!

Fch Thank you.

PAUSE 00'03"

R Can you see the answers? Now you listen and write a name or a number.

PAUSE 00'03"

[REPEAT FROM HERE]

R One

M What's your family name, please?

Fch It's Wall. W-A-L-L.

M Wall? (ha, ha) That's my name, too.

Fch Is it?

M Yes.

PAUSE 00'10"

R **Two**

M Where do you live, Kim?

Fch In Sun Street.

M Sun Street?

Fch Yes. S-U-N. It's behind the zoo.

M Oh yes.

PAUSE 00'10"

R **Three**

M What number's your house?

Fch It's 15.

M 15. Oh, is it that house with the big garden?

Fch Yes, it is. And it's got a pink door!

PAUSE 00'10"

R **Four**

M What have you got in your bag?

Fch Apples for my horse. I go to see him with my friend.

M What's your horse's name?

Fch Tiger. That's T-I-G-E-R.

M Tiger?!

Fch Yes, it's a funny name for a horse but I like it.

PAUSE 00'10"

R **Five**

M How old is your horse?

Fch He's seven.

M Seven?

Fch Yes. And he can run and jump.

M Great!

PAUSE 00'10"

R **Now listen to Part 2 again.**

PAUSE 00'03"

[REPEAT PART 2 WITH ONLY 00'05" PAUSES]

That is the end of Part 2.

PAUSE 00'05"

Part 3.

Look at the pictures.

Now listen and look.

There is one example.

PAUSE 00'03"

R **What animal has Alex got in his bedroom?**

PAUSE 00'03"

Fch Mum, Alex has got an animal in his bedroom.

F What is it? A fish?

Fch No, a lizard. Can I have one?

F OK. But please don't ask for a snake!

PAUSE 00'03"

R **Can you see the tick?**

Now you listen and tick the box.

PAUSE 00'03"

[REPEAT FROM HERE]

R **One. Which picture are May and Sam looking at?**

PAUSE 00'03"

Fch This picture's nice, Sam. Who's in it?

Mch Mum, my grandpa and my cousin, Tom.

Fch Where's your dad and your grandma?

Mch They're not in this picture, May.

PAUSE 00'05"

R **Two. What are Mrs Good's class doing this afternoon?**

PAUSE 00'03"

M Where are your class this afternoon, Mrs Good? At their swimming lesson?

F No, they're in the playground.

M Are they playing football?

F Not today. They're taking photos for our class book.

PAUSE 00'05"

R **Three. What is Mum's favourite fruit?**

PAUSE 00'03"

Mch Mum, can we have this coconut?

F Well, they're very nice but I can't open them.

Mch What about these oranges?

F OK. They're my favourites. And let's have this pineapple too.

PAUSE 00'05"

R **Four. Which dog is Anna's?**

PAUSE 00'03"

Mch Is that your dog, Anna?

Fch No, my dog's dirty.

Mch Is it young?

Fch Yes. My brother's dog is that old one.

PAUSE 00'05"

R **Five. What is Lucy wearing?**

PAUSE 00'03"

F (shouting up the stairs) Lucy, your skirt's on the bed.

Fch Thanks, Mum but I don't want it. I'm wearing my jeans.

F And your new T-shirt?

Fch Yes. It's great!

PAUSE 00'05"

R Now listen to Part 3 again.

PAUSE 00'03"

[REPEAT PART 3 WITH NO PAUSE AFTER THE QUESTION BUT THE SAME 00'05" PAUSE AFTER EACH DIALOGUE]

That is the end of Part 3.

PAUSE 00'05"

Part 4.

Look at the picture.

Listen and look.

There is one example.

PAUSE 00'03"

M Look! It's the girl's birthday today.

Fch I can see lots of balloons! I've got my pencils here. Can I colour one?

M Yes! A balloon is next to the photo of the family. Colour that one, please.

Fch OK. What colour?

M Make the balloon next to the photo, red.

PAUSE 00'03"

R Can you see the red balloon next to the photo? This is an example.

Now you listen and colour.

PAUSE 00'03"

[REPEAT FROM HERE]

R **One**

M Colour the balloon in the small boy's hand now.

Fch Sorry? The balloon in the boy's hand?

M Yes. Have you got a yellow pencil?

Fch Yes, I have.

M Great! Colour it with that pencil, then.

PAUSE 00'15"

R **Two**

M And can you see a balloon between the boxes?

Fch Yes!

M Well done! Colour that balloon now, please.

Fch What colour for the balloon between the boxes?

M Would you like to colour it pink?

Fch Yes!

PAUSE 00'15"

R **Three**

M Now colour the balloon under the table.

Fch The balloon under the table? OK!

M You can choose the colour!

Fch Green! I love that colour!

M Me too!

PAUSE 00'15"

R **Four**

M There's a balloon on the chair. Find that one, please.

Fch I can see it.

M Good. Make that balloon brown.

Fch OK! I'm colouring that balloon, the one on the chair, now.

M Great!

PAUSE 00'15"

R **Five**

Fch And which balloon can I colour now?

M The one behind the cat. Colour that balloon!

Fch Can I make it orange?

M Yes. Thank you!

PAUSE 00'15"

R Now listen to Part 4 again.

PAUSE 00'03"

[REPEAT PART 4 WITH ONLY 00'10" PAUSES]

R That is the end of the Starters Listening test.

[MUSIC]

Blank Page

Centre Number		Candidate Number	
---------------	--	------------------	--

Cambridge Young Learners English

Starters

Reading & Writing



CAMBRIDGE ENGLISH
Language Assessment
Part of the University of Cambridge

There are 25 questions.

You have 20 minutes.

You will need a pen or pencil.


My name is:

Part 1


– 5 questions –

Look and read. Put a tick (✓) or a cross (X) in the box.
There are two examples.

Examples



These are grapes.



This is a house.



Questions


1



This is a helicopter.




2



This is a clock.

3




These are shells.

4



This is a sock.

5



These are chairs.

Part 2

– 5 questions –

Look and read. Write **yes** or **no**.



Examples

There are two armchairs in the living room. yes

The big window is open. no

Questions

1 The man has got black hair and glasses.

2 There is a lamp on the bookcase.

3 Some of the children are singing.

4 The woman is holding some drinks.


5 The cat is sleeping under an armchair.

Part 3


- 5 questions -

Look at the pictures. Look at the letters. Write the words.

Example




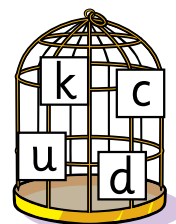
s n a k e



Questions


1






2






3





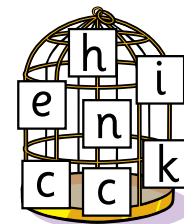
4





5



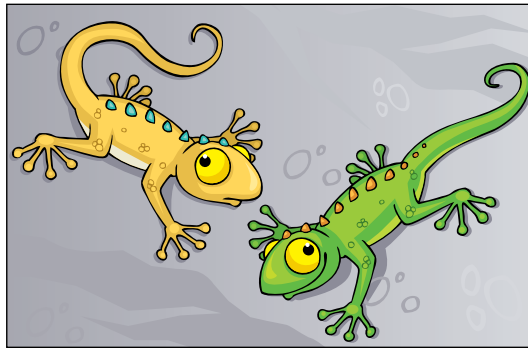


Part 4

– 5 questions –

Read this. Choose a word from the box. Write the correct word next to numbers 1–5. There is one example.

Lizards



Lots of lizards are very small animals but some are really big.

Many lizards are green, grey or yellow. Some like eating (1) and some like eating fruit.

A lizard can run on its four (2) and it has a long (3) at the end of its body.

Many lizards live in (4) but, at the beach, you can find some lizards on the (5) Lizards love sleeping in the sun!

Example			
animals	tail	balloon	trees
legs	spiders	teacher	sand

Part 5

– 5 questions –

Look at the pictures and read the questions. Write one-word answers.




Examples

Where are the people? in the kitchen

How many children are there? two

Questions

1 What are the children playing with? some toy



2 What is Mum standing on? a

3 Where is the spider? on Mum's



4 Who is pointing? the

5 Where are the children? in the

Starters Reading & Writing

Marking Key

- () = Acceptable extra words are placed in brackets
- / = A single slash is placed between acceptable alternative words within an answer
- // = A double slash is placed between acceptable alternative complete answers

Part 1 5 marks

- 1 ✗
- 2 ✓
- 3 ✓
- 4 ✗
- 5 ✓

Part 2 5 marks

- 1 yes
- 2 yes
- 3 no
- 4 yes
- 5 yes

Part 3 5 marks

- 1 duck
- 2 mouse
- 3 hippo
- 4 monkey
- 5 chicken

Part 4 5 marks

- 1 spiders
- 2 legs
- 3 tail
- 4 trees
- 5 sand

Part 5 5 marks



- 1 spiders
- 2 chair
- 3 shoe(s)/slipper(s)
- 4 (a/the) (blonde) girl/sister/daughter
- 5 garden/(back)yard
outside
door (frame)/(way)

Starters Speaking

Summary of Procedures

The usher introduces the child to the examiner.

1. After asking the child 'What's your name?', the examiner familiarises the child with the picture first and then asks the child to point out certain items on the scene picture, e.g. 'Where's the door?' The examiner then asks the child to put two object cards in various locations on the scene picture, e.g. 'Put the robot on the red chair.'
2. The examiner asks questions about two of the people or things in the scene picture, e.g. 'What's this?' (Answer: banana) 'What colour is it?' (Answer: yellow). The examiner also asks the child to describe an object from the scene, e.g. 'Tell me about this box.'
3. The examiner asks questions about four object cards, e.g. 'What's this?' (Answer: (orange) juice) and 'What do you drink for lunch?'
4. The examiner asks questions about the child, e.g. 'Which sport do you like?'





Centre Number		Candidate Number	
---------------	--	------------------	--

Cambridge Young Learners English

Movers Listening



CAMBRIDGE ENGLISH
Language Assessment
Part of the University of Cambridge

There are 25 questions.

You will need coloured pens or pencils.

My name is:

Part 1

– 5 questions –

Listen and draw lines. There is one example.

Ben	Sally	Nick	Kim
-----	-------	------	-----

Jane	Paul	Mary
------	------	------

Part 2

– 5 questions –

Listen and write. There is one example.



Going to the zoo


- Going to zoo today by: train
- 1 Name of zoo: Jungle
- 2 Number of different kinds of animals:
- 3 Can give food to:
- 4 Animal food in store next to:
- 5 Food on train: and lemonade

Part 3

– 5 questions –

Mrs Castle is telling Sally, about the people in her family and about their different hobbies. Which is each person's favourite hobby?

Listen and write a letter in each box. There is one example.



her parents



her uncle



her son



her cousin



her brother



her daughter



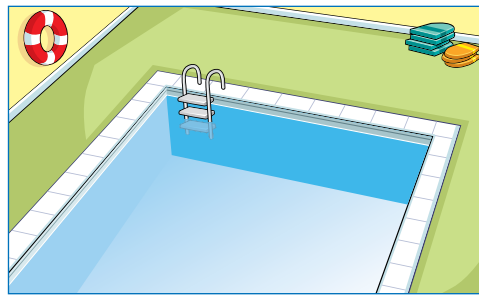
A



B



C



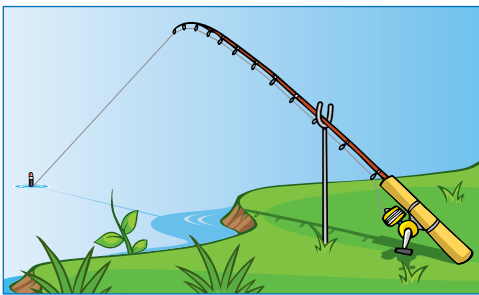
D



E



F



G




H

Part 4


– 5 questions –

Listen and tick (✓) the box. There is one example.


What is the DVD about?



A



B




C

1 Who is Vicky's piano teacher?



A



B



C

2 What clothes does Nick want to wear at school today?



A




B



C

3 Where did Peter find the shell?



A



B



C

4 What is Daisy doing now?



A




B




C


5 What sport did Anna get a cup for?



A



B



C

Part 5

– 5 questions –

Listen and colour and write. There is one example.



Movers Listening

Marking Key

- () = Acceptable extra words are placed in brackets
- / = A single slash is placed between acceptable alternative words within an answer
- // = A double slash is placed between acceptable alternative complete answers

Part 4 5 marks

- 1 B
- 2 C
- 3 A
- 4 B
- 5 C

Part 5 5 marks

- 1 Colour rock on ground - blue
- 2 Colour cloud with sun behind it - pink
- 3 Colour leaf at top of tree - red
- 4 Write 'WINDY' on kite
- 5 Colour boy's sweater - brown

Part 1 5 marks

Lines should be drawn between:

- 1 Nick boy carrying birthday cake, not walking carefully
- 2 Ben boy sitting on mat, playing with toy truck
- 3 Paul man carrying sandwiches
- 4 Mary woman cleaning table
- 5 Jane woman climbing tree, putting lamps on it

Part 2 5 marks

- 1 H-I-L-L
- 2 89/eighty-nine
- 3 parrot(s)
- 4 café
- 5 burger(s)/hamburger(s)

Part 3 5 marks

- | | |
|--------------|---|
| Her uncle | G |
| Her son | F |
| Her cousin | D |
| Her brother | B |
| Her daughter | A |

Movers Listening

Tapescript

R = rubric **Fch = Female child**
F = Female adult **Mch = Male child**
M = Male adult

R Hello. This is the Cambridge English Movers Listening sample test.

[MUSIC]

Look at Part 1.

Now look at the picture.

Listen and look.

There is one example.

PAUSE 00'03"

Fch Look, Grandpa. My friend's family are in the garden.

M What's your friend's name?

Fch It's Sally. Can you see her? She's got glasses.

M Is she opening a present?

Fch That's right. It's her birthday today.

PAUSE 00'03"

R Can you see the line? This is an example.

Now you listen and draw lines.

PAUSE 00'03"

[REPEAT FROM HERE]

R One

M That boy's carrying the birthday cake. It's very big.

Fch That's Nick.

M He's not walking very carefully with it.

Fch I know. Oh dear!

PAUSE 00'05"

R Two

M Is that boy your friend's brother?

Fch Which boy?

M He's sitting on the mat.

Fch Oh, yes. And he's playing with a toy truck.

M That's right.

Fch That boy's name's Ben. He's Sally's cousin.

PAUSE 00'05"

R Three

M I know that man. Look at his hat.

Fch You mean the man with the sandwiches?

M Yes. He's called Paul.

Fch He's got lots.

M Yes. People get hungry at parties.

PAUSE 00'05"

R Four

M And is that your friend's mum?

Fch The woman who's cleaning the table?

M Yes.

Fch That's right. Her name's Mary.

M That table's very dirty.

Fch Yes. That's because it's always outside.

PAUSE 00'05"

R Five

M Look at that woman!

Fch Where?

M She's putting something in the tree.

Fch Oh, that's Aunt Jane. She's putting some lamps there for this evening.

M What a nice party!

PAUSE 00'05"

R Now listen to Part 1 again.

PAUSE 00'03"

[REPEAT PART 1 WITH ONLY 00'03" PAUSES]

That is the end of Part 1.

PAUSE 00'05"

Part 2.

Listen and look.

There is one example.

PAUSE 00'03"

F Come quickly, children. The train's waiting to take us to the zoo.

Mch Great, Mrs White. It's exciting going to the zoo.

F Yes. And I love going by train.

Mch Me too.

PAUSE 00'03"

R Can you see the answer?

Now you listen and write.

PAUSE 00'03"

[REPEAT FROM HERE]

R One

Mch Is the zoo called 'Jungle' something?

F That's right. It's Jungle Hill.

Mch Jungle what?

F Hill. That's H-I-double L.

Mch OK.

PAUSE 00'08"

R Two

Mch Are there hundreds of different animals at the zoo?

F Not so many. It says in this book there are 89 different kinds of animals.

Mch 89?

F Yes. And they all have to have food every day.

PAUSE 00'08"

R Three

Mch Are there tigers?

F Yes.

Mch Can we give food to them?

F No, we can't. But we can give food to the parrots.

Mch Great. I love parrots. They're very funny.

PAUSE 00'08"

R Four

Mch Where can we buy food for them?

F At the zoo store.

Mch Where's that?

F Next to the café.

Mch Next to the café? OK. I'd like to go and do that.

PAUSE 00'08"

R Five

Mch Can we eat at the zoo?

F You've got your lunch with you, I think.

Mch Yes, my mom gave it to me.

F Well, you can eat that at the zoo and then in the evening, on the train, we can buy burgers and lemonade.

Mch Burgers and lemonade. Great! My favourites.

PAUSE 00'08"

R Now listen to Part 2 again.

PAUSE 00'03"

[REPEAT PART 2 WITH ONLY 00'05" PAUSES]

That is the end of Part 2.

PAUSE 00'05"

Part 3

Listen and look.

There is one example.

PAUSE 00'03"

R Mrs Castle is telling Sally about the people in her family and about their different hobbies. Which is each person's favourite hobby?

PAUSE 00'03"

Fch Hello, Mrs Castle.

F Hello Sally ... Oh I'm tired. I went to see my parents today. They never stop talking! They told me all about their new sailing boat! They love going to different places in it. It's their favourite hobby!

PAUSE 00'03"

R Can you see the letter H? Now you listen and write a letter in each box.

PAUSE 00'03"

[REPEAT FROM HERE]

Fch What does your son like doing, Mrs Castle? He's in my class at school, I think.

F That's right! He loves movies ... but not watching them on TV ... At the cinema. He often goes with his friends. He likes funny films most. Do you?

Fch Not always ...

PAUSE 00'03"

F I've got a daughter too.

Fch I didn't know that!

F Well, she's three years older than you. We bought her some new skates for her birthday. She's really good, but she enjoys cooking most of all!

Fch Wow!

PAUSE 00'03"

F My uncle enjoys being outside more than inside! He catches me a fish for dinner every weekend! That's his favourite hobby. He lives near a river now. He moved there last year.

Fch Wow!

F Yes. He likes it there. It's easier for him to get to his favourite place really quickly now.

PAUSE 00'03"

Fch Have you got any brothers or sisters?

F I've got a brother.

Fch What's his favourite hobby? Walking in the mountains? I know you do that sometimes ...

F No. He loves dancing. He's got lots of great music at home. He goes to classes on Saturday evenings, too!

PAUSE 00'03"

F I've got a cousin, too. I really like him. He makes me laugh. He loves sport.

Fch Does he.

F Yes. He can swim really well ... on his back or his front. He goes to the pool in Hall Road. Do you go there sometimes?

Fch Yes, I do.

PAUSE 00'03"

R Now listen to Part 3 again.

PAUSE 00'03"

[REPEAT PART 3]

That is the end of Part 3.

PAUSE 00'05"

Part 4.

Look at the pictures.

Listen and look.

There is one example.

PAUSE 00'03"

R What is the DVD about?

PAUSE 00'03"

Fch Dad, come and watch this DVD with me.

M What's it about?

Fch It's a story about the sea.

M What - sharks and fish and things?

Fch No, it's about a boy and some dolphins.

PAUSE 00'03"

R Can you see the tick?

Now you listen and tick the box.

PAUSE 00'03"

[REPEAT FROM HERE]

R One. Who is Vicky's piano teacher?

PAUSE 00'03"

Fch Oh, look. There's my piano teacher.

Mch The man with the moustache?

Fch Yes. And he's very thin.

Mch Is he nice?

Fch Yes. Very.

PAUSE 00'03"

R Two. What clothes does Nick want to wear at school today?

PAUSE 00'03"

Mch Mum, we can go to school in funny clothes today. You know, like a pirate or something.

F Great. What do you want to wear, Nick?

Mch I want to wear those clown clothes from my birthday.

F They're dirty. I know. Get your dad's white coat and you can be a doctor.

Mch OK. (reluctantly)

PAUSE 00'03"

R Three. Where did Peter find the shell?

PAUSE 00'03"

F This shell's beautiful, Peter. You can find lots of beautiful shells on the beach.

Mch Yeah, and sometimes you find them near waterfalls.

F That's right.

Mch Yeah. But I found this one in a different place. In a big forest. Isn't that great?

F Wow, I am surprised.

PAUSE 00'03"

R Four. What is Daisy doing now?

PAUSE 00'03"

F Is Daisy getting dressed? We must go.

M She's eating her breakfast.

F Oh, that's good.

M Yes. I woke her up when you were in the bathroom.

PAUSE 00'03"

R Five. What sport did Anna get a cup for?

PAUSE 00'03"

Fch Mum, Anna got a cup today for sport.

F Did she? She's very good at skating. Was it for that?

Fch No it was for table tennis.

F That's great.

Fch Yes. And her sister got one for the long jump, too.

PAUSE 00'03"

R Now listen to Part 4 again.

PAUSE 00'03"

[REPEAT PART 4 BUT WITH NO PAUSE AFTER THE QUESTION; ONLY A PAUSE OF 00'03" AFTER THE DIALOGUE]

That is the end of Part 4.

PAUSE 00'05"

Part 5.

Look at the picture.

Listen and look.

There is one example.

PAUSE 00'03"

M Can you colour this mountain picture now?

Fch Yes! Those children went for a swim in the lake, I think.

M That's right. The girl's got a wet towel in her hand. Colour that please.

Fch OK.

M Make it orange.

PAUSE 00'03"

R Can you see the orange towel? This is an example.

Now you listen and colour and write.

PAUSE 00'03"

[REPEAT FROM HERE]

R One

M Now, I'd like you to colour the rock. Can you see it?

Fch Yes. It's on the ground.

M That's right. Colour it with your blue pencil, please.

Fch OK! ... I can see a lizard on it!

M Yes! Me too!

PAUSE 00'15"

R **Two**

Fch Can I colour a cloud now?

M All right. Colour the cloud that's got the sun behind it.

Fch Can I colour it pink?

M Yes. That's a very good idea.

Fch Great!

PAUSE 00'15"

R **Three**

Fch I love the panda! The girl looks really surprised to see it!

M Yes, she does! I'd like you to colour a leaf now.

Fch The one in the panda's mouth?

M No. Colour the one at the top of the picture. It's on the tree. Make it red.

Fch OK.

PAUSE 00'15"

R **Four**

Fch Can I do some writing too?

M Yes. I'd like you to write the word 'Windy'!

Fch Where? On the kite?

M Yes please! Kites like that kind of weather!

PAUSE 00'15"

R **Five**

M And now, colour the boy's sweater.

Fch All right. Can I colour it yellow?

M That's a nice colour but I'd like you to make it brown, please.

Fch Oh! OK.

M Thank you! Well done!

PAUSE 00'15"

R **Now listen to Part 5 again.**

PAUSE 00'03"

[REPEAT PART 5 WITH ONLY 00'10" PAUSES]

That is the end of the Movers Listening test.

[MUSIC]

Centre Number		Candidate Number	
---------------	--	------------------	--

Cambridge Young Learners English

Movers

Reading & Writing



CAMBRIDGE ENGLISH
Language Assessment
Part of the University of Cambridge

There are 35 questions.

You have 30 minutes.







You will need a pen or pencil.

My name is:

Part 1

– 5 questions –

Look and read. Choose the correct words and write them on the lines. There is one example.



Example

The people in this sometimes sing or play guitars.

..... a band

Questions

- 1 This person helps people who aren't well in hospital.
- 2 Some people put milk or lemon in this drink.
- 3 There are lots of cars, buses and people in this busy place.
- 4 You can put cheese or meat between bread to make this.
- 5 This is part of a farm where you often see vegetable plants.

Part 2

– 6 questions –

Read the text and choose the best answer.



Example

Paul: What did you do last night, Daisy?

- Daisy:**
- A I watched television.
 - B I'm watching television.
 - C I don't watch television.

Questions

1 **Paul:** Did you see the film about pirates?

- Daisy:**
- A Yes, so do I.
 - B Yes, it was great.
 - C Yes, that's him.

- 2 **Paul:** Which was your favourite pirate in the film?
- Daisy:** A I liked it best.
 B She was a pirate.
 C Ben Bluebeard.
- 3 **Paul:** Was he the one with long, curly hair?
- Daisy:** A No, he hasn't.
 B Yes, that's right.
 C He's got one.
- 4 **Paul:** I like films which are funny.
- Daisy:** A Me too.
 B It's all right.
 C Do they?
- 5 **Paul:** How about going to see 'Treasure Train' at the
 cinema? That's very funny.
- Daisy:** A It's nice.
 B What a good idea!
 C Fine, thank you.
- 6 **Paul:** Let's ask Fred to go with us.
- Daisy:** A OK, we can phone him.
 B OK, that's Fred's.
 C OK, he can ask us.

Part 3

– 6 questions –

Read the story. Choose a word from the box. Write the correct word next to numbers 1–5. There is one example.

Jane loves reading about different animals in her school library

Last Friday, Jane's teacher told the class to find pictures of animals.

'Look on the (1) I told you about yesterday,' she said. 'Work with a friend. Choose a really strong animal but talk about your different (2) first.'

Jane worked with Paul. 'Bears are great,' Paul said. 'Let's find a picture of a bear in a river. They're really good at catching fish! Or a lion? People are (3) of those. Let's find a picture of a lion with its mouth open! I like seeing its big teeth.'

'What about kangaroos?' Jane said. 'They have longer and stronger tails than bears or lions. It's their tails that make them really good at

(4) ! Their back legs are the strongest, too.'

Paul looked at Jane. 'OK! You're right again, Jane!' he said. 'You're the

(5) girl in the class!'

Example




library




website



frightened



hopping




address



surprised



cleverest



bounce



ideas

(6) Now choose the best name for the story.

Tick one box.

Paul's favourite bear

Jane's new teacher


A lesson about animals

Part 4

– 5 questions –

Read the text. Choose the right words and write them on the lines.

Dolphins



Example

Dolphins are part of the whale family. They
 1 are smaller most whales and they have
 small teeth.

Dolphins are very clever animals. They learn things very
 2 and a dolphin can make noises to 'talk'
 to another dolphin.

Dolphins live with their families. They like to play in the water and
 3 to jump of the water and back in again.

A lot of people sail boats say that
 4 dolphins like to be near people. They come very near to boats and

5 sometimes they with the boats for days.

Example


1	in then	of that	by than
2	quick	quickly	quickest
3	out	from	up
4	which	what	who
5	swam	swim	swimming

Part 5

– 7 questions –

Look at the pictures and read the story. Write some words to complete the sentences about the story. You can use 1, 2 or 3 words.

Daisy at the farm



Daisy's family lived in a flat in the city, but every weekend they drove to the countryside to see Daisy's grandparents. They lived on a farm.

In the car, last Saturday, the family talked about the farm.

'It's so quiet there!' Daisy's mum said.

'I like working outside!' her father said.

'I love helping Grandpa with all the animals,' Daisy said. 'Look! Here we are!'

Examples

Daisy's home was in the city

Daisy's family went to the countryside by car every weekend.

Questions

- 1 Daisy's mother liked the farm because it was a place.
- 2 Daisy enjoyed working with on the farm.




They were surprised when they saw six noisy trucks on the farm. And when they got out of the car, it started to rain. It was cold, too.

‘Oh dear!’ Daisy’s mum said. ‘It’s very noisy here, today.’

‘And I can’t work outside in this rain,’ Daisy’s father said.

‘Well, you two can sit and have tea with Grandma,’ said Daisy. ‘But I have to help Grandpa with the cows and sheep!’

- 3 There were some outside the house when they drove into the farm.
- 4 Daisy’s dad didn’t want to in the wet weather.
- 5 Daisy told to go and have tea with her grandmother.



Daisy worked all afternoon in the cold, wet weather. She gave the cows their dry grass, washed some sheep and carried vegetables.


After dinner, Daisy was tired but happy. 'The best farmer in your family isn't your dad or your mum. It's you, Daisy!' her grandfather said.

'That's good because I want to be a farmer like you one day, Grandpa,' Daisy answered!

6 Daisy was after all her work outside.

7 Grandfather said Daisy was the in her family!

Blank Page



Please turn over for Part 6



Part 6

– 6 questions –

Look and read and write.



Examples

The dog is playing in some

water

.....

What's the mother wearing?

a purple shirt

.....

Complete the sentences.

1 The boy on the bike is wearing grey

2 One dog is brown and one dog is

Answer the questions.

3 What's the girl in the black skirt doing?

.....

4 Where are the flowers?

.....

Now write two sentences about the picture.

5

6

Movers Reading & Writing

Marking Key

- () = Acceptable extra words are placed in brackets
- / = A single slash is placed between acceptable alternative words within an answer
- // = A double slash is placed between acceptable alternative complete answers

Part 1 5 marks

- 1 a nurse
- 2 tea
- 3 a city
- 4 a sandwich
- 5 a field

Part 2 6 marks

- 1 B
- 2 C
- 3 B
- 4 A
- 5 B
- 6 A

Part 3 6 marks

- 1 website
- 2 ideas
- 3 frightened
- 4 hopping
- 5 cleverest
- 6 A lesson about animals

Part 4 5 marks

- 1 than
- 2 quickly
- 3 out
- 4 who
- 5 swim

Part 5 7 marks

- 1 quiet
- 2 (all) (the) animals
- 3 (noisy) trucks
- 4 work (outside)
- 5 her parents/her mum and dad/her mother and father
- 6 tired (and/but happy)/happy (and/but tired)
- 7 best farmer

Part 6 10 marks

Possible answers which would receive full marks

- 1 trousers / jeans
- 2 black and white / white and black
- 3 She is carrying some drinks. / She is taking some drinks (to the children).
- 4 The flowers are next to the door. / The flowers are under the tree.
- 5 The brown dog is playing in the water. / A boy and a girl are jumping.
- 6 There is a red car in front of the house. / There is a table and chair in the garden.

Movers Speaking

Summary of Procedures





The usher introduces the child to the examiner. The examiner asks the child 'What's your name?' and 'How old are you?'

1. The examiner asks the child to describe several differences between the two Find the Differences pictures, e.g. 'Here it's a cloudy day, but here it's a sunny day.'
2. The examiner tells the child the name of the story and describes the first picture, e.g. 'These pictures show a story. It's called, "Fred loves food". Look at the pictures first. (Pause) Fred's at home with his family. They're in the kitchen and Mum's giving him his dinner.' The examiner then asks the child to continue the story. The title of the story and the name of the main character(s) is shown with the pictures in the candidate booklet.
3. The examiner demonstrates how to do this task with the first set of four odd-one-out pictures and then asks the child to choose one picture in the other three sets and say which is different and why. For example, 'You don't eat a book. You read it.'
4. The examiner asks questions about a topic, e.g. 'Let's now talk about parties. What do you eat at parties?'











MOVERS SPEAKING. Find the Differences

Fred loves food



MOVERS SPEAKING. Picture Story

TEST ONE



MOVERS SPEAKING. Odd-one-out

Centre Number		Candidate Number	
---------------	--	------------------	--

Cambridge Young Learners English

Flyers Listening



CAMBRIDGE ENGLISH
Language Assessment
Part of the University of Cambridge

There are 25 questions.

You will need coloured pens or pencils.

My name is:

Part 1

– 5 questions –

Listen and draw lines. There is one example.

Sally

Harry

Jane



William

David

Sarah

Richard

Part 2

– 5 questions –

Listen and write. There is one example.



The Space Club

Meetings at: 6.30 pm on Tuesdays

1 Children learn about: the

2 Sometimes they look at: the

3 Children should bring: a

4 If it's cloudy, children watch:

5 Person who sometimes talks to club: Mr

Part 3

– 5 questions –

Where did Uncle Robert get each of these things?

Listen and write a letter in each box. There is one example.




Painting



Drums



Swan



Fan




Chocolates



Gloves



A



B




C



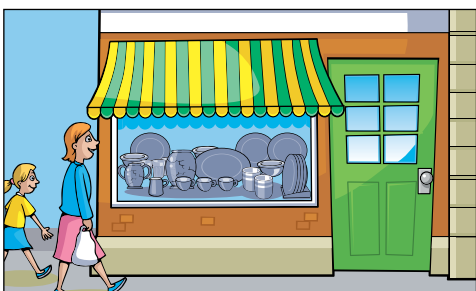
D



E



F



G



H

Part 4

– 5 questions –

Listen and tick (✓) the box. There is one example.

What was Grandma's favourite job?



A



B




C


1 Which museum is Jack's grandma going to work in?



A




B



C


2 What does Jack enjoy doing most in museums?



A




B



C

3 What is the most interesting thing in the museum?



A



B



C


4 What is Jack's grandma going to do in the museum?



A



B




C


5 How will Jack's grandma get to work?



A



B




C

Part 5

– 5 questions –

Listen and colour and write. There is one example.



Flyers Listening

Marking Key

- () = Acceptable extra words are placed in brackets
- / = A single slash is placed between acceptable alternative words within an answer
- // = A double slash is placed between acceptable alternative complete answers

Part 1 5 marks

Lines should be drawn between:

- 1 Richard with striped sweater holding bottle
- 2 Sally laughing on bike
- 3 David boy in red belt with toy helicopter
- 4 Sarah with puppy behind woman feeding swans
- 5 Harry waving his arms and looking angry

Part 2 5 marks

- 1 stars
- 2 moon
- 3 torch
- 4 DVD(s)
- 5 B-A-I-L-E-Y

Part 3 5 marks

- | | |
|------------|---|
| Drums | B |
| Swan | G |
| Fan | H |
| Chocolates | F |
| Gloves | D |

Part 4 5 marks

- 1 C
- 2 B
- 3 B
- 4 A
- 5 C

Part 5 5 marks

- 1 Colour the suitcase on ground by hotel entrance - blue
- 2 Write 'SUNNY' on board on front of boat
- 3 Colour the pocket on backpack - orange
- 4 Write 'STAR' on board above hotel
- 5 Colour the flag in park by path - yellow

Flyers Listening

Tapescript

R = rubric	Fch = Female child
F = Female adult	Mch = Male child
M = Male adult	

R Hello. This is the Cambridge English Flyers Listening sample test.

[MUSIC]

Part 1.

Listen and look.

There is one example.

PAUSE 00'03"

Fch I took this photo by the lake last Saturday, Grandma.

F It looks lovely. Do you know any of these people?

Fch Yes, I do. The man who's reading the newspaper is William.

F He's wearing a nice hat.

Fch He is, isn't he? Grandpa knows him, I think!

PAUSE 00'03"

R Can you see the line? This is an example.

Now you listen and draw lines.

PAUSE 00'03"

[REPEAT FROM HERE]

Fch Look at that boy!

F The one with the striped sweater?

Fch Yes. That's Richard. His dad teaches me geography.

F At your school?

Fch Yes. I think he's drinking lemonade. He's always thirsty.

PAUSE 00'05"

F Who's that girl on the bike?

Fch The one with the short blonde hair?

F No, not her. The one who's laughing.

Fch Oh, that's Sally. She's my best friend.

F That's nice.

Fch Yes, we often do our math homework together.

PAUSE 00'05"

Fch Do you know my cousin David?

F Is he in the photo too?

Fch Yes. Look at his red belt.

F Oh, I see. Is that his toy helicopter?

Fch Yes, it's new. It's excellent. He loves it.

PAUSE 00'05"

F Do you know the woman who's giving bread to the swans?

Fch No, but I know the other woman behind her.

F Oh, do you? What's her name?

Fch It's Sarah. She's got a puppy with her, look. She works at Mom's office.

PAUSE 00'05"

Fch Can you see the boy who's waving his arms?

F Oh yes, he looks very angry.

Fch Yes, he does. That's Harry. The other boy's taken his volleyball away!

F Oh dear.

Fch It's OK. They're brothers!

PAUSE 00'05"

R Now listen to Part 1 again.

PAUSE 00'03"

[REPEAT PART 1 WITH ONLY 00'03" PAUSES]

That is the end of Part 1.

PAUSE 00'05"

Part 2.

Listen and look.

There is one example.

PAUSE 00'03"

M Now, listen, boys and girls, I want to tell you about an interesting club here at school.

Mch What is the club?

M It's called The Space Club. It's at 6.30 on Tuesday evenings.

Mch Oh, I think I'd like to come to that.

PAUSE 00'03"

R Can you see the answer? Now you listen and write.

PAUSE 00'03"

[REPEAT FROM HERE]

Mch What do people do at this club?

M Well, they can learn about the stars, and they can make new friends, too.

Mch Oh ... that sounds great!

M And sometimes they go out when it's dark. They look at the moon when there are no clouds in the sky.

Mch Do people have to bring anything to the club meetings? Pens and paper?

M No, but it's a good idea to bring a torch. It'll be dark outside and they must be careful when they go out.

Mch And what happens if it's a cloudy night and you

can't see anything? Do the children watch TV programmes?

M No Michael. But the club has some very interesting DVDs. So we watch those on nights like that.

Mch Oh good! I'll enjoy that!

M And a friend of mine from the university sometimes comes to talk about space in the future. His name's Mr Bailey.

Mch How do you spell his surname?

M B-A-I-L-E-Y. He's very famous! He's written lots of books.

PAUSE 00'05"

R Now listen to Part 2 again.

PAUSE 00'03"

[REPEAT PART 2]

That is the end of Part 2.

PAUSE 00'05"

Part 3.

Listen and look.

There is one example.

PAUSE 00'03"

R Where did Uncle Robert get each of these things?

Fch You've got some lovely things in this room, Uncle Robert. Where did you get that painting?

M The one of the mountain? Well, in my job, I have to go to lots of different places. I found it in a market that I visited last year. It wasn't expensive. I was quite surprised.

Fch It's so beautiful!

PAUSE 00'03"

R Can you see the letter E? Now you listen and write a letter in each box.

PAUSE 00'03"

[REPEAT FROM HERE]

Fch Those gloves look very warm, Uncle Robert. Who gave you those?

M I can't remember but I got them when I had to visit a factory. Someone gave them to me when I left. I don't wear them because they're too small.

Fch Can I have them?

M Sure!

PAUSE 00'03"

Fch And wow! That fan looks like a rainbow! When did you buy that?

M When I was working in a castle. The building was six hundred years old! You could buy all kinds of things there. I might give it to your grandmother.

PAUSE 00'03"

Fch What's your favourite thing here?

M Well, I heard some really great music at a theatre

I travelled to. Later, at the airport, I found a shop that sold drums. They were just like the ones a man played in the concert.

Fch So you bought them!

M Yes. I love them but your aunt says they're too noisy!

PAUSE 00'03"

M And this is a birthday present for your mother. I had a meeting in a nice town in the middle of a forest last week. There's a little store there full of interesting things! It's made of glass! Be careful with it.

Fch Don't worry! Mum loves swans! I'm sure she'll like it.

PAUSE 00'03"

Fch Why haven't you opened this box of chocolates? Are they a present, too?

M Yes! I was waiting for you to arrive! I had some in my favourite café in London. They tasted so good! These are the same. They're for you. I got them from the hotel where I stayed last night.

Fch Wow! Thanks!

PAUSE 00'03"

R Now listen to Part 3 again.

PAUSE 00'03"

[REPEAT PART 3]

That is the end of Part 3.

PAUSE 00'05"

Part 4.

Listen and look.

There is one example.

PAUSE 00'03"

R What was Grandma's favourite job?

PAUSE 00'03"

Mch You've had many different jobs, haven't you, Grandma?

F Yes, Jack. I was a secretary for many years but I didn't like it much.

Mch Weren't you a nurse too?

F That was only for a short time when I was very young.

Mch Did you like doing that?

F Yes, but I think I enjoyed working in the chemist's in my village most of all.

PAUSE 00'03"

R Can you see the tick?

Now you listen and tick the box.

PAUSE 00'03"

[REPEAT FROM HERE]

R One. Which museum is Jack's grandma going to work in?

PAUSE 00'03"

F I've got a new job now, Jack. In a museum. I'm going to start today!

Mch So where is this museum? Is it the one next to my school?

F No, not that one.

Mch I know! Is it that big one opposite the hospital?

F No, it's the one in the park.

Mch Wow! My class is going to visit that museum next month!

PAUSE 00'03"

R **Two. What does Jack enjoy doing most in museums?**

PAUSE 00'03"

Mch I enjoy visiting museums.

F That's good. Do you like drawing the things that you can see there?

Mch Yes, but I like finding out about different things most of all. There's always something interesting to read.

F I agree.

Mch I'd like to pick things up and hold them too, but you can't do that in every museum, can you?

F No, that's right, Jack.

PAUSE 00'03"

R **Three. What is the most interesting thing in the museum?**

PAUSE 00'03"

F It's a very exciting museum. You can learn a lot about history there.

Mch Are there any dinosaurs?

F No. The most interesting thing in the museum is a boat that sailed all round the world 400 years ago.

Mch Wow! What else?

F Well, there are a lot of old gold and silver things. Some of them are 1,000 years old!

PAUSE 00'03"

R **Four. What is Jack's grandma going to do in the museum?**

PAUSE 00'03"

Mch But what are you going to do there? Are you going to work in the shop there?

F No. I wanted to sell food to people who are visiting.

Mch That's a nice job.

F Yes, but they asked me to do something different ... I'm going to show children who visit the museum interesting things and explain the history to them.

Mch That's excellent. You're very clever, Grandma!

PAUSE 00'03"

R **Five. How will Jack's grandma get to work?**

PAUSE 00'03"

Mch Are you going to take the bus to the museum every day?

F No, it's sometimes too slow.

Mch What about a taxi? That's very quick.

F Yes, but it's too expensive.

Mch So what will you do?

F I'll take the train. That's the best way to get there.

PAUSE 00'03"

R **Now listen to Part 4 again.**

PAUSE 00'03"

[REPEAT PART 4 WITH NO PAUSES AFTER THE QUESTIONS]

That is the end of Part 4.

PAUSE 00'05"

Part 5.

Listen and look at the picture.

There is one example.

PAUSE 00'03"

Fch I went to a city like this on vacation last year. There were lots of high buildings next to the river there, too!

M Oh! Well, would you like to colour some of this picture?

Fch Sure! There's a man on a seat. Can I colour his newspaper?

M All right. Make it pink!

Fch Fine!

PAUSE 00'03"

R **Can you see the pink newspaper? This is an example. Now you listen and colour and write.**

PAUSE 00'03"

[REPEAT FROM HERE]

R **One**

Fch What else would you like me to colour?

M How about a suitcase? You could colour one of those.

Fch Which one? The one on the ground by the entrance to the building?

M Yes, please.

Fch OK. How about making that blue?

M Good idea! Use that colour.

PAUSE 00'15"

R **Two**

M I'd like you to write something here too, please.

Fch OK. I hope it's not a long word!

M Don't worry! Write a name on the front of the boat for me.

Fch OK. What do you want me to call it?

M 'Sunny'... like the weather!

Fch That's an excellent name. OK!

PAUSE 00'15"

R **Three**

Fch Can I do some more colouring? I'm quite good at that.

M Of course! The boy who's looking over the bridge has got a backpack on his back.

Fch Yes ... Do you want me to colour that, then?

M Only its pocket, nothing else. Make it orange. I love that colour.

Fch So do I. All right! I can do that.

PAUSE 00'15"

R **Four**

M I'd like you to write something else now. We need a name for the hotel, too.

Fch OK. That's a good idea.

M Well, there's a board above its double doors. Can you see it? It's got plants on it. Write it there.

Fch All right.

M We'll call it 'Star' hotel - lots of famous people stay there!

Fch OK! That sounds good. I'll write that now.

M Thank you.

PAUSE 00'15"

R **Five**

M And perhaps you should colour one of the flags before we finish.

Fch The one at the back of the boat?

M I don't think so. Colour the one in the park, by the path, please.

Fch What colour?

M You've got a yellow pencil, I think. Use that one!

Fch OK. There! I've finished.

M Great!

R **Now listen to Part 5 again.**

PAUSE 00'03"

[REPEAT PART 5 WITH ONLY 00'10" PAUSES]

That is the end of the Flyers Listening test.

[MUSIC]

Blank Page

Centre Number		Candidate Number	
---------------	--	------------------	--

Cambridge Young Learners English

Flyers

Reading & Writing



CAMBRIDGE ENGLISH
Language Assessment
Part of the University of Cambridge

There are 44 questions.

You have 40 minutes.

You will need a pen or pencil.

My name is:

Blank Page

Part 1

– 10 questions –

Look and read. Choose the correct words and write them on the lines. There is one example.

an astronaut

a pilot

golf

sugar

This person can fly to the moon in a rocket. ..an astronaut

1 This is made from fruit and you can put it on your bread with a knife.

basketball

2 Players in this game throw, catch and hit the ball on a sports field.

hockey

3 These have pictures on them and you can write on the back and send them to friends when you're on holiday.

4 It is this person's job to write about news in a newspaper.

salt

5 You buy these and put them on your envelopes before you post them.

magazines

6 This person flies a plane and usually wears a uniform.

jam

7 People like reading these because they have stories with pictures or photos on their pages.

baseball

8 You can play this game inside on ice or outside on a field.

9 Some people like this in their tea or coffee and they put it in with a spoon.

stamps

10 People don't usually play this game in teams. They use a small, hard white ball.

postcards

a journalist

letters

a photographer

Part 2

– 5 questions –


Katy is going to go with her Aunt Emma to her office today. Katy is asking Emma some questions about her work. What does Emma say?


Read the conversation and choose the best answer.

Write a letter (A–H) for each answer.


You do not need to use all the letters. There is one example.


Example


 **Katy:** Emma, is it time to go to your office?


 **Emma:** E


Questions


1  **Katy:** Do you always walk to work?


 **Emma:**


2  **Katy:** How many people work there?


 **Emma:**


3  **Katy:** Where do you eat your lunch?

 **Emma:**

4  **Katy:** Can I play on the computer in your office?

 **Emma:**

5  **Katy:** What time do you come home?

 **Emma:**




- A Sometimes I sit at my desk and sometimes I go out.
 - B Yes, everyone did this time.
 - C OK, but only when I am in a meeting.
 - D No, there aren't many cafés near the office.
 - E Yes it is. I don't want to be late.
- (example)**
- F Usually when I've finished everything that I've got to do.
 - G I take the bus if it's raining.
 - H Only a few. It's a small business.

Part 3

– 6 questions –

Read the story. Choose a word from the box. Write the correct word next to numbers 1–5. There is one example.



example

island

fridge

pushed

restaurant

missing

ready

pepper

sky

storm

cut

Last weekend, Harry and his parents went to a small hotel on an
 island in a lake. On Saturday afternoon the hotel
 cook went by boat to the town to see a friend. But then suddenly a
 (1) came, with rain and strong winds, and he
 couldn't sail back to the hotel.

At six o'clock everyone in the hotel went to the (2)
 to have dinner, but it was closed. 'What's the matter?' Harry's mum asked
 the waiter. 'The dinner isn't (3) ,' he said, 'because
 there is no-one to cook.'

So Harry's parents decided to do something. They went into the kitchen where they looked in the (4) and in the cupboards.

They found some flour, tomatoes, cheese and vegetables.

Dad made pizzas and Mum (5) the vegetables into small pieces for a salad.

'That smells good,' said the waiter.

Harry ate a piece of pizza. 'And it tastes very good!' he said. Everyone loved the dinner and thanked Harry's parents.

(6) **Now choose the best name for the story.**

Tick one box.

Harry buys pizza

Lunch on a boat

The new cooks

Part 4

– 10 questions –

Read the text. Choose the right words and write them on the lines.

The Seasons

Example In^{many}..... countries there are four seasons in the year. These are

1 called spring, summer, autumn and winter. season is
 about three months long and then a new season comes.

2 In the north of our planet summer usually in June. It
 is the warmest time of the year and it sometimes does not get dark

3 10 o'clock at night. In September it gets colder and the
 4 trees their leaves. This season is called autumn. Winter
 5 comes in December it is usually very cold and a lot of
 countries have snow. On some winter days, it gets dark at about

6 4 o'clock the afternoon so the days are very
 7 and the nights are long.

In March the weather gets warmer and plants and flowers start to

8 grow This season is called spring.

9 In the south of the planet the countries have the seasons,
 10 but they happen at different times the year. They have
 summer in December and winter in June.


Example	many	much	any
1	Each	Other	All
2	began	begins	beginning
3	until	for	during
4	lost	loses	lose
5	which	when	where
6	at	in	on
7	shorter	short	shortest
8	after	again	already
9	both	same	more
10	of	up	with

Part 5

– 7 questions –

Look at the picture and read the story. Write some words to complete the sentences about the story. You can use 1, 2, 3 or 4 words.

Mr Park's class visit a castle



Paul's class at school are studying castles in history. So last week their history teacher, Mr Park, took them to visit an old castle on a hill next to the sea. They went by bus and stopped at the bottom of the hill.

Mr Park pointed to the castle at the top of the hill and said, 'There is no road up there so we have to walk.'

The children were tired and thirsty when they arrived at the castle. But Mr Park had juice for all of them. It was very interesting because Mr Park showed them all the different parts of the castle and explained its history.

On the way down the hill Paul's friends said, 'Let's have a race.' So Paul and his friends started to run.

'Stop running!' shouted Mr Park. But the boys ran faster and faster and then Paul fell over and hurt his leg. It wasn't broken, but he couldn't walk very well.

Mr Park saw a farmer on his horse in a field. He went to speak to him and the farmer let Paul ride his big brown horse down the hill to the bus.

'Sorry we didn't listen to you on the hill,' Paul said to Mr Park, 'but we listened in the castle. It was great! Can we come again?'

Examples

The children are learning about castles in history at school.

..... Mr Park is Paul's history teacher.

Questions

- 1 Mr Park and the children went in a to a castle.
- 2 The castle that they visited was near and on a hill.
- 3 Mr Park gave everyone when they arrived at the castle.
- 4 The children looked at the of the castle.
- 5 Some of the children had on the way down the hill.
- 6 Paul because he fell over when he was running.
- 7 Paul went back to the bus on a !

Part 6

– 5 questions –

Read the diary and write the missing words. Write one word on each line.



Example

We are^{having}..... a great time on this holiday. Today
 1 we've been visit the pyramids. My teacher told
 2 me about them in our Geography and she
 showed us some pictures of them, but in the pictures they
 3 looked much smaller they are. We went inside
 4 one and I lots of photos with my camera.
 We are going to go and see some camels tomorrow. I am very
 5 excited I have always wanted to ride one. Mum
 doesn't want to go near them. She says camels are usually not
 very friendly.

Part 7

Look at the three pictures. Write about this story. Write 20 or more words.



.....

.....

.....

.....

Blank Page

Flyers Reading & Writing

Marking Key

- () = Acceptable extra words are placed in brackets
- / = A single slash is placed between acceptable alternative words within an answer
- // = A double slash is placed between acceptable alternative complete answers

Part 1 10 marks

- 1 jam
- 2 baseball
- 3 postcards
- 4 a journalist
- 5 stamps
- 6 a pilot
- 7 magazines
- 8 hockey
- 9 sugar
- 10 golf

Part 2 5 marks

- 1 G
- 2 H
- 3 A
- 4 C
- 5 F

Part 3 6 marks

- 1 storm
- 2 restaurant
- 3 ready
- 4 fridge
- 5 cut
- 6 The new cooks

Part 4 10 marks

- 1 Each
- 2 begins
- 3 until
- 4 lose
- 5 when
- 6 in
- 7 short
- 8 again
- 9 same
- 10 of

Part 5 7 marks

- 1 bus
- 2 the sea
- 3 (some) juice/a drink (of juice)/(a) juice (to drink)
- 4 (different) parts
- 5 a race/(started to) run
- 6 hurt his leg/couldn't walk ((very) well)
- 7 (big) (brown) (farmer's) horse/farmer's (big) (brown) horse

Part 6 5 marks

- 1 to
- 2 class(es)/lesson(s)/studies
- 3 than
- 4 took/got
- 5 because/as/since/and

Part 7 5 marks

A possible answer which would receive full marks

An astronaut flew into space and made friends with an alien. The alien invited the astronaut to his house for dinner. The astronaut was hungry and accepted. He had a sandwich and some juice with the alien's family.

Blank Page

Flyers Speaking

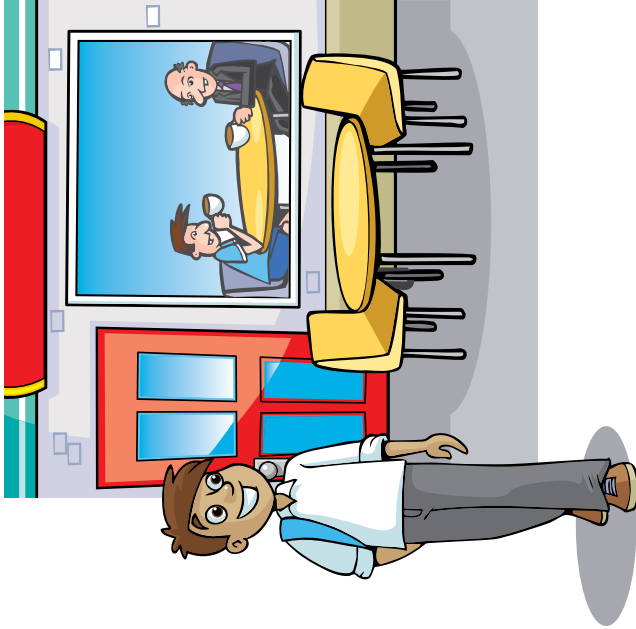
Summary of Procedures

The usher introduces the child to the examiner. The examiner asks the child what his/her name and surname is and how old he/she is.

1. The examiner shows the child the candidate's copy of the Find the Differences picture. The child is initially shown the examiner's copy as well, but then encouraged to look at the candidate's copy only. The examiner then makes a series of statements about the examiner's picture and the child has to respond by making statements showing how the candidate's picture is different, e.g. (examiner) 'In my picture, the man is pointing at a cloud on the map.' (child) 'In my picture, he's pointing at the sun.'
2. The examiner shows the child the candidate's copy of the Information Exchange. The child is initially shown the examiner's copy as well, but then is encouraged to look at the candidate's copy only. The examiner first asks the child questions related to the information the child has, e.g. 'What's the name of Robert's favourite restaurant?' and the child answers. The child then asks the examiner questions, e.g. 'What's the name of Sarah's favourite restaurant?' and the examiner answers.
3. The examiner tells the child the name of the story and describes the first picture, e.g. 'These pictures tell a story. It's called "The Brave Teacher". Just look at the pictures first. (Pause) Nick and Anna are looking out of the classroom window. The teacher isn't happy because they're not doing their work.' The examiner then asks the child to continue telling the story. The title of the story and the name of the main character(s) is shown with the pictures in the candidate booklet.
4. The examiner asks questions about a topic, e.g. 'Now let's talk about some different months of the year. What's the best month at school?'




FLYERS SPEAKING. Find the Differences



Robert's favourite restaurant

Name	The Black Cat
Like eating	pasta
Where	North Street
Time / open	12 o'clock
Cheap / expensive	expensive



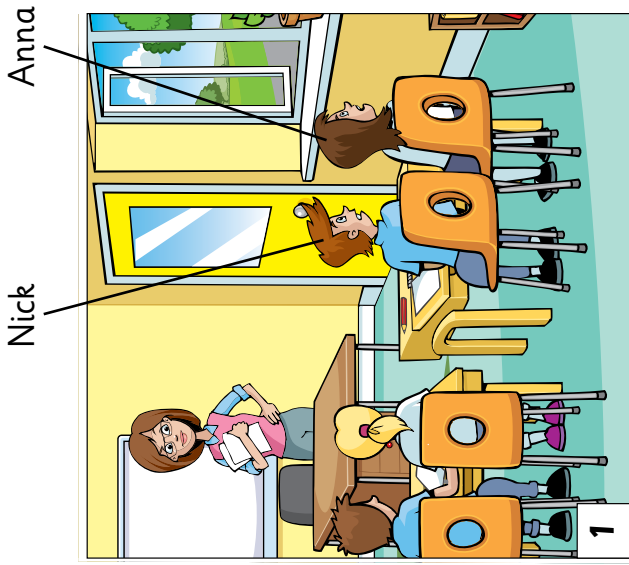


Sarah's favourite restaurant

Name	?
Like eating	?
Where	?
Time / open	?
Cheap / expensive	?

FLYERS SPEAKING. Information Exchange

The Brave Teacher



Cambridge English: Young Learners is at pre-A1, A1 and A2 levels of the Common European Framework of Reference for Languages (CEFR) published by the Council of Europe.

Cambridge English
Language Assessment
1 Hills Road
Cambridge
CB1 2EU
United Kingdom

cambridgeenglish.org/helpdesk



cambridgeenglish.org/younglearners



[/CambridgeEnglishTV](https://www.youtube.com/CambridgeEnglishTV)



[/CambridgeEnglish](https://www.facebook.com/CambridgeEnglish)



[/CambridgeEng](https://twitter.com/CambridgeEng)

Cambridge English Language Assessment is part of the University of Cambridge. We develop and produce the most valuable range of qualifications for learners and teachers of English in the world. Over 5 million people in 130 countries take our exams every year. Around the world over 20,000 universities, employers, government ministries and other organisations rely on our exams and qualifications as proof of English language ability. Cambridge English exams are backed by the work of the largest dedicated research team of any English language test provider.

Cambridge English Language Assessment – a not-for-profit organisation.

All details are correct at the time of going to print in April 2017.



© UCLES 2017 | CE/2063/7Y04



* 8553676463 *